



Brilliant with Balloons

featuring
Sempertex® Balloons

DISTORTION FLOWER



Taught by
PAOLA GUARIN
Sempertex

To keep assembly time to a minimum,
gather the materials and read through
the instructions before beginning.

LABOR

About 20 minutes

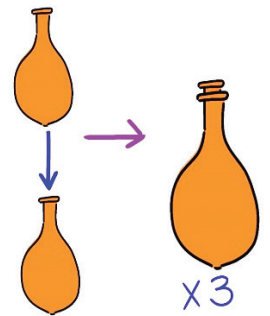
MATERIALS

- 12 5" Sempertex latex balloons
- 8 11" Sempertex latex balloons
- 3 260 Sempertex latex balloons

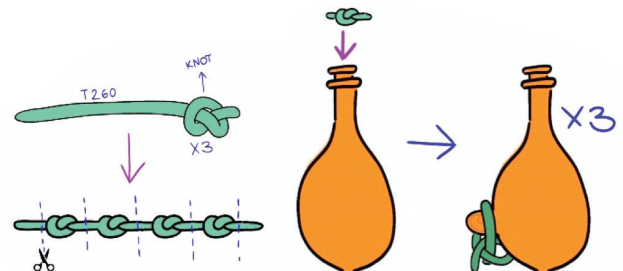


INSTRUCTIONS

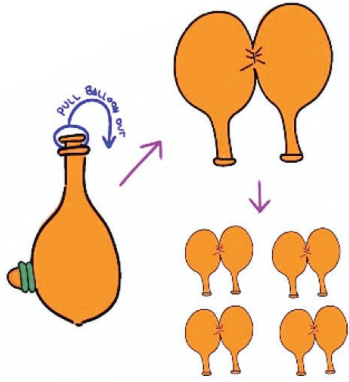
1. Double stuff one 11" balloon into another 11" balloon of the same color. Repeat this step three more times so you have four double-stuffed balloons.



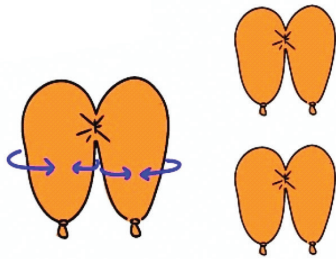
2. Tie several knots in a 260 balloon as shown. Separate the individual knots and drop one inside of each double-stuffed 11" balloon. Position the knot on one side of the balloon. Holding the knot from the outside, wrap an uninflated piece of 260 around the knot and tie tightly to secure. Repeat with the other three double-stuffed balloons.



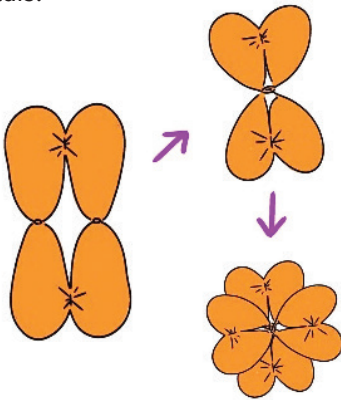
3. Pull out the inside balloon to make a connected pair of balloons. Repeat with the other three double-stuffed balloons.



4. Using a hand air inflator, inflate each balloon with six pumps of air, and tie each balloon individually close to the neck. Manipulate the air in each balloon to make a pear shape.

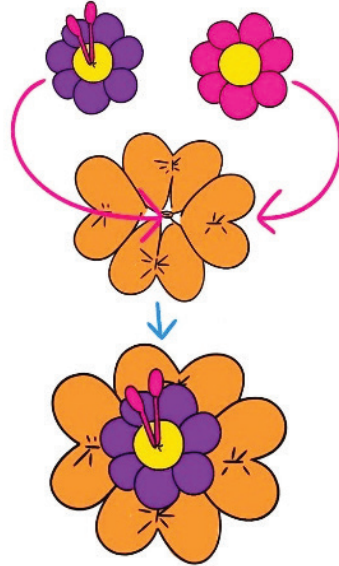


5. Tie two of the pairs together to make a cluster of four balloons, tying them close to the neck. Repeat with the second pair, then wrap the two clusters together to form the flower petals.



6. Inflate 10 5" balloons to 3.5". Make two five-balloon clusters. Position and secure the clusters on either side of the 11" petals.

7. Inflate two 5" balloons to 3.5", and tie them into a duplet. Position the balloons of the duplet in the center of each five-balloon cluster and wrap to secure.



— PRO TIP —

Try a variety of Sempertex LINK-O-LOON® solid colors and prints to create flowers to coordinate with any color scheme or theme.



Find more resources for balloon professionals at Betallic.com

2326 Grissom Drive St. Louis, MO 63146 | (314) 991-8800 | (800) 325-0185 | F (314) 991-1943 | sales@betallic.com | [betallic.com](https://Betallic.com)

©2023 Betallic, L.L.C. All rights reserved. No part may be reproduced without permission from Betallic, L.L.C. Betallic, L.L.C. cannot be responsible for any typographical errors. Betallic, L.L.C.'s liability on defective merchandise is limited to the replacement of said merchandise, not any losses incurred due to the failure of the product.

